Quadrilla®

Quadrilla® Twist & Rail

Intelligent Playing in wood

Instruction Book
Aufbauanleitung
Carnet d'instructions
Handleiding
Istruzioni

HaPe

Am Anfang war der Kreis ...

In the beginning, there was a circle...
Au début était le cercle
In het begin was er een cirkel
All'inizio era il cerchio

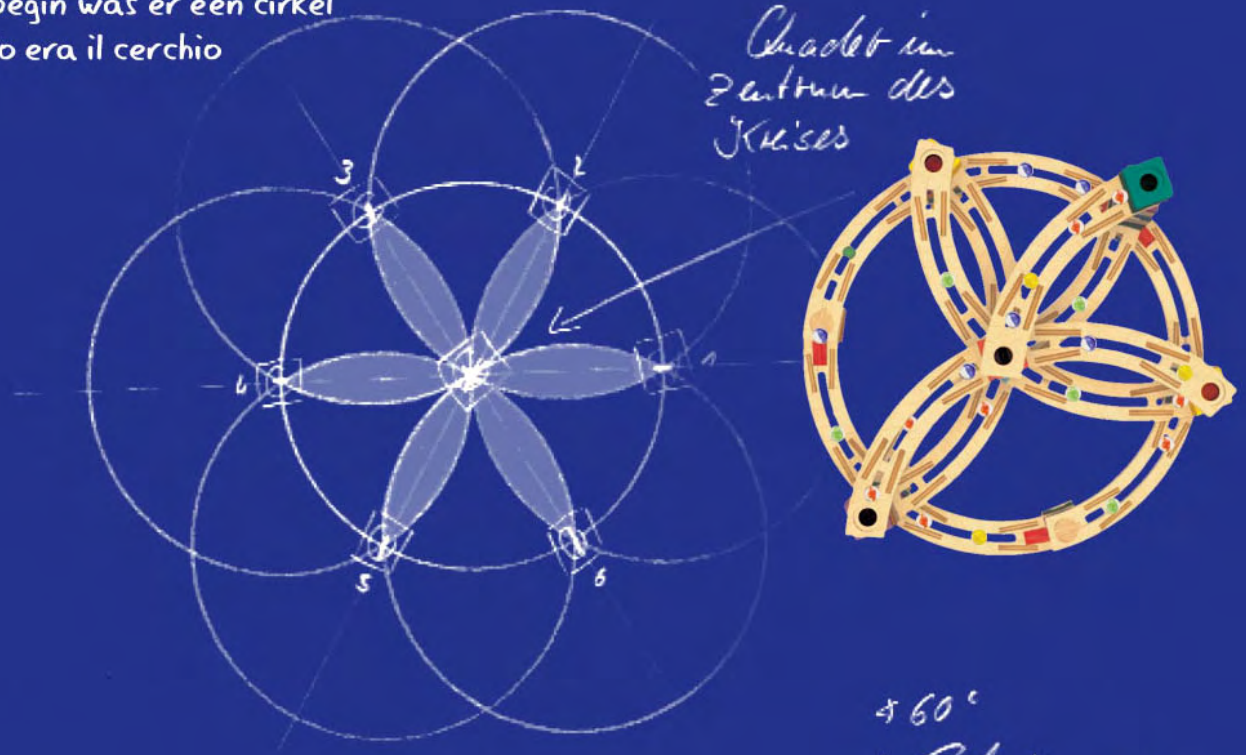

∢ 60°
6 Schnittpunkte für Quader am Mittelkreis

Grundprinzip der kurvigen Kugelbahnen v. Quadrillen

Top view of the marble run shown on the left page.

Die hier abgebildete Bahn sehen Sie auf der linken Seite in der Draufsicht.

Vue supérieure du circuit de billes représenté sur la page gauche.

Bovenzicht van de knikkerbaan afgebeeld op de linkerpagina.

Vista dall'alto del circuito riportata nella pagina a sinistra.

This is how it works best:

The speeding up of the marbles on Quadrilla® is achieved with different blocks and/or the small red accelerators. The tracks themselves always have to be level and must not be built with a gradient. The height of a track can be compensated with one purple element.
Let your imagination run wild and enjoy the game!!!!

So klappt's am besten:

Die Beschleunigung der Murmeln auf der Quadrilla® Kugelbahn wird über die unterschiedlichen Quader und/oder den kleinen roten Beschleuniger erzielt. Die Schienen müssen immer waagerecht aufgebaut werden! Die Höhe der Schiene kann im Aufbau mit einer lilafarbenen Platte ausgeglichen werden.
Lasst eurer Fantasie freien Lauf.
Viel Spaß beim Spielen!!!!

Voici le meilleur fonctionnement:

L'accélération des billes sur le Quadrilla® est réalisée avec différents blocs et/ou petits accélérateurs rouges. Les voies elles-mêmes doivent toujours être de niveau et ne doivent pas être construites en pente. La taille d'une voie peut être compensée par un élément mauve.
Laissez galoper votre imagination er amusez-vous!!!!

Betere Werking:

Het versnellen van de knikkers op Quadrilla® wordt bereikt met verschillende blokken en/of de kleine rode versnellers. De sporen zelf moeten altijd op gelijke hoogte zijn en mogen niet met een helling worden gebouwd. De hoogte van een spoor kan met één paars element worden gecompenseerd.
Laat uw verbeelding werken en geniet van het spelletje!!!!

Come funziona meglio:

L'accelerazione delle biglie in Quadrilla® é realizzata grazie ai diversi blocchi e alle rampe esistenti. Nel montare i diversi binari osserva che siano sempre alla stessa altezza per garantire una certa stabilita'. L'altezza di un binario puo'essere compensata da un elemento color porpora.
E adesso spazio alla tua fantasia e divertiti!!!!



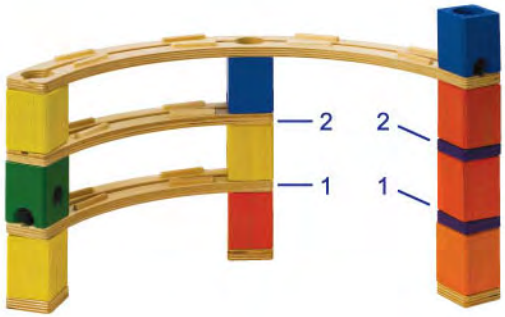

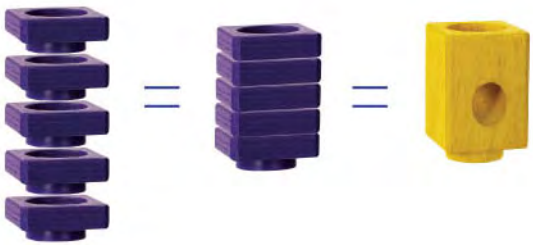

Contents of this set
Inhalt dieses Sets
Contenu de ce set
Inhoud van deze set
Contenuto del set

1 x

4 x

4 x

4 x

3 x

2 x

6 x

6 x

5 x

10 x

22 x

6 x

10 x

5 x

50 x

1 x



3 x

4 x

2 x

1 x

Basic marble run

Easy-to-build marble run
with seven levels

Basis–Bahn

Einfache siebenstufige
Kugelbahn

Circuit de base

Montage facile,
circuit sur 7 niveaux

Basis knikkerbaan

Gemakkelijk op te bouwen
circuit met 7 niveaus

Circuito Base

Facile da costruire a 7 livelli

1

2



3

4



5

And here we go!!!
Und los geht's!!!
Allons y!!!
Hier gaan we dan!!!
Via!!!

Tower with helix

More complex marble run with differently branched pathways due to many switching elements

Turm mit Spirale

Komplexere Bahn mit unterschiedlich verzweigten Kugelwegen durch viele Umschaltquader

Tour avec spirale

Circuit plus complexe avec plusieurs voies annexes grâce à de nombreux commutateurs

Toren met spirale

Meer gecompliceerde knikkerbaan met verschillende wegen en veranderende elementen

Torre con spirale

Circuito piu' complicato con diversi binari interconnessi e con numerosi elementi per lo smistamento delle biglie

1



2



3

4

5



6

And here we go!!!
Und los geht's!!!
Allons y!!!
Hier gaan we dan!!!
Via!!!

Big marble run with helix

A complex marble run built with varied pathways in many different directions

Große Bahn mit Spirale

Komplex aufgebaute Kugelbahn mit abwechslungsreichen
Fall-und Laufwegen in unterschiedlichste Richtungen

Grand circuit avec spirale

Circuit complexe avec plusieurs voies en différentes directions

Grote knikkerbaan inclusief spirale

Grote gecompliceerde knikkerbaan door zijn velen wegen die in verschillende richtingen kunnen gaan

Circuito grande con spirale

Circuito complesso con numerosi percorsi in differenti direzioni



1

2



1



2

5



And here we go!!!
Und los geht's!!!
Allons y!!!
Hier gaan we dan!!!
Via!!!

Tips and tricks: you can get new construction ideas and information at: www.quadrilla.com

Tipps und Tricks: die neusten Aufbautipps und weitere Informationen erhaltet ihr unter: www.quadrilla.de

Tuyaux et trucs: vous pouvez obtenir des nouvelles idées de construction et des informations sur: www.quadrilla.com

Tips en trucjes: u kunt nieuwe bouwideeën en informatie verkrijgen via: www.quadrilla.com

Astuzie e trucchi: per ulteriori informazioni e nuove idee di costruzione visita: www.quadrilla.com

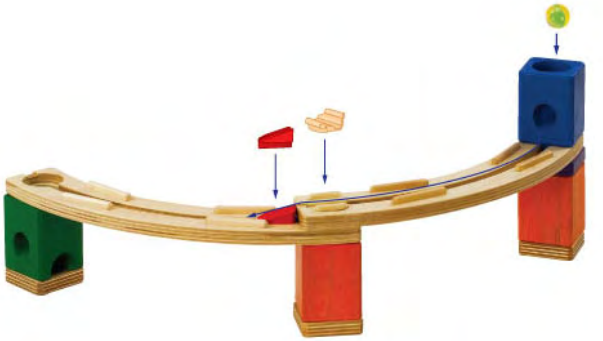



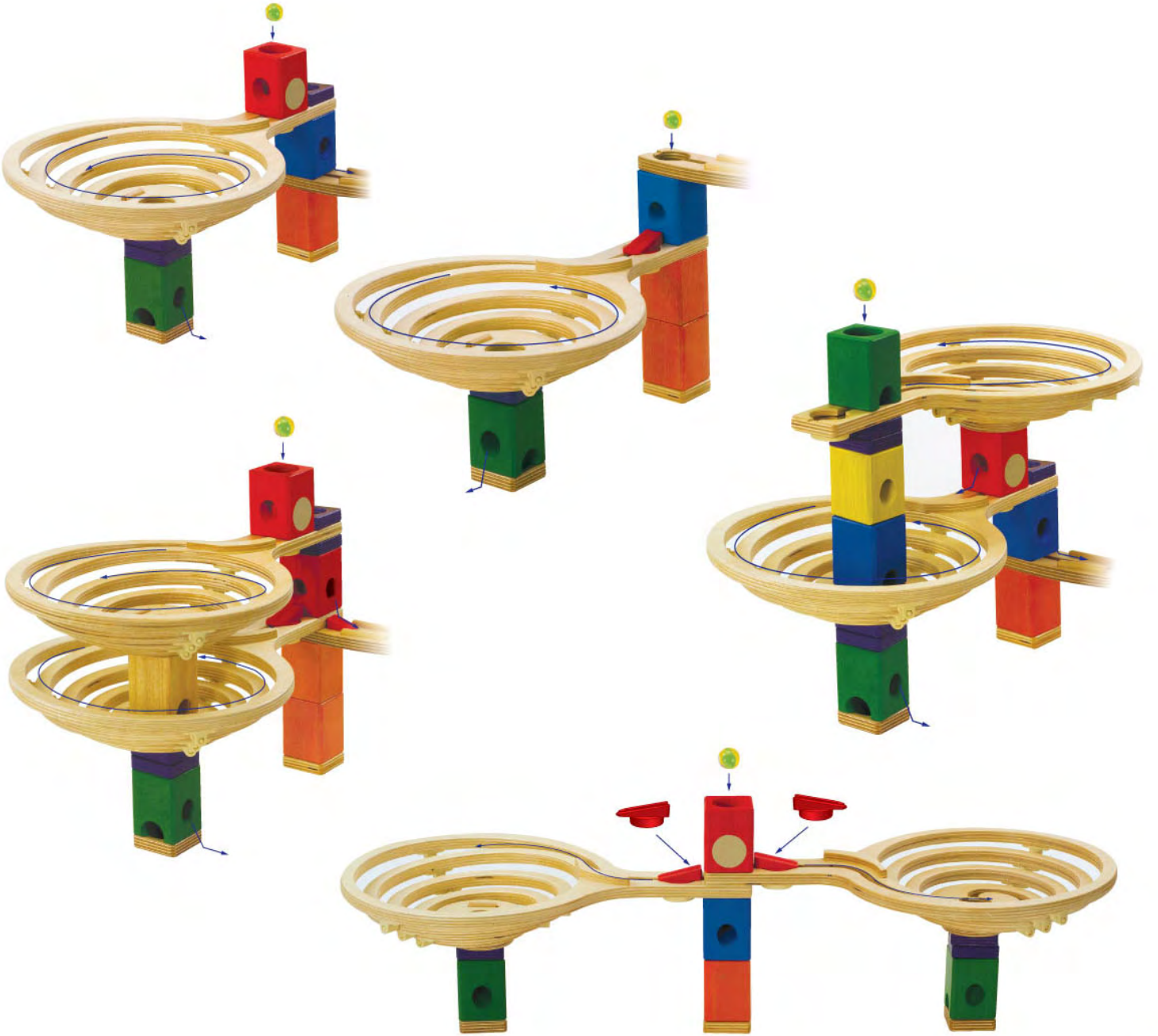

Quadrilla® marble run sets
Quadrilla® Kugelbahn-sets
Quadrilla® sets de circuits de billes
Quadrilla® knikkerbanen sets
Quadrilla® sets

Rail Set
Item-No. 846010

Expansion 4
Item-No. 846130

Expansion 2
Item-No. 846110

Expansion 5
Item-No. 846140

Basic Set
Item-No. 846050

Expansion 6
Item-No. 846150

Twist Set
Item-No. 846020

Expansion 1 and 3
Item-No. 846100
Item-No. 846120

Fun 4
Item-No. 846090

Fun 1 and 3
Item-No. 846060
Item-No. 846080

Fun 2
Item-No. 846070

© 2002 **Quadrilla®**

Inventor: Wilfried Braun · Germany

HaPe International AG
Alsfelder Strasse 41
D-35325 Mücke
info@mail.hape-international.com
www hape international com